

Constant Contact Survey Results

Campaign Name: B0922 webinar feedback form survey

Survey Starts: 134

Survey Submits: 63

Export Date: 08/17/2023 01:09 PM

OPEN QUESTION




63 Response(s)

OPEN QUESTION

63 Response(s)




NUMERIC SCALE

describe primary characteristics of ADHD, including its diagnostic criteria and presentations

Answer Choice	0%	100%	Number of Responses	Responses Ratio
1 (Strongly Disagree)			0	0%
2			0	0%
3			1	1%
4			7	11%
5 (Strongly Agree)			54	87%
Mean	4.85			
Median	5.00			
Total Responses			62	100%

NUMERIC SCALE




identify key considerations for evaluating ADHD and comorbid conditions

Answer Choice	0%	100%	Number of Responses	Responses Ratio
1 (Strongly Disagree)			0	0%
2			0	0%
3			2	3%
4			6	9%
5 (Strongly Agree)			55	87%
Mean	4.84			
Median	5.00			

Total Responses 63 100%

NUMERIC SCALE

identify evidence-based behavioral interventions for treating ADHD

Answer Choice	0%	100%	Number of Responses	Responses Ratio
1 (Strongly Disagree)			0	0%
2			0	0%
3			1	1%
4			8	12%
5 (Strongly Agree)			54	85%
Mean	4.84			
Median	5.00			
Total Responses			63	100%


NUMERIC SCALE

identify the history of sluggish cognitive tempo (SCT) as related to ADHD and other mental health conditions

Answer Choice	0%	100%	Number of Responses	Responses Ratio
1 (Strongly Disagree)			0	0%
2			0	0%
3			1	1%
4			8	12%
5 (Strongly Agree)			54	85%
Mean	4.84			
Median	5.00			
Total Responses			63	100%



NUMERIC SCALE

review recent scientific findings of SCT in children and adults

Answer Choice	0%	100%	Number of Responses	Responses Ratio
1 (Strongly Disagree)			0	0%
2			0	0%
3			2	3%
4			8	12%
5 (Strongly Agree)			53	84%
Mean	4.81			
Median	5.00			
Total Responses			63	100%





NUMERIC SCALE

describe the nature of executive function deficits and impairments associated with ADHD and SCT

Answer Choice	0%	100%	Number of Responses	Responses Ratio
1 (Strongly Disagree)			0	0%
2			0	0%
3			0	0%
4			12	19%
5 (Strongly Agree)			51	80%
Mean	4.81			
Median	5.00			
Total Responses			63	100%

NUMERIC SCALE

The speaker's presentation was effective

Answer Choice	0%	100%	Number of Responses	Responses Ratio
1 (Strongly Disagree)			1	1%
2			0	0%
3			3	4%
4			12	19%
5 (Strongly Agree)			47	74%
Mean	4.65			
Median	5.00			
Total Responses			63	100%




NUMERIC SCALE

The speaker was responsive to participants

Answer Choice	0%	100%	Number of Responses	Responses Ratio
1 (Strongly Disagree)			0	0%
2			0	0%
3			0	0%
4			9	14%
5 (Strongly Agree)			54	85%
Mean	4.86			
Median	5.00			
Total Responses			63	100%





NUMERIC SCALE

The handouts were suitable and useful

Answer Choice	0%	100%	Number of Responses	Responses Ratio
1 (Strongly Disagree)			0	0%
2			0	0%
3			4	6%
4			6	9%
5 (Strongly Agree)			53	84%
Mean	4.78			
Median	5.00			
Total Responses			63	100%

NUMERIC SCALE

The speaker used technology effectively

Answer Choice	0%	100%	Number of Responses	Responses Ratio
1 (Strongly Disagree)			0	0%
2			1	1%
3			1	1%
4			9	14%
5 (Strongly Agree)			51	82%
Mean	4.77			
Median	5.00			
Total Responses			62	100%



NUMERIC SCALE

The speaker was knowledgeable regarding the material

Answer Choice	0%	100%	Number of Responses	Responses Ratio
1 (Strongly Disagree)			0	0%
2			0	0%
3			0	0%
4			2	3%
5 (Strongly Agree)			61	96%
Mean	4.97			
Median	5.00			
Total Responses			63	100%


NUMERIC SCALE

This program was appropriate for your level of education and experience

Answer Choice	0%	100%	Number of Responses	Responses Ratio
1 (Strongly Disagree)			1	1%
2			0	0%
3			1	1%
4			10	15%
5 (Strongly Agree)			51	80%
Mean	4.75			
Median	5.00			
Total Responses			63	100%

NUMERIC SCALE

The information the speaker presented was current

Answer Choice	0%	100%	Number of Responses	Responses Ratio
1 (Strongly Disagree)			0	0%
2			0	0%
3			0	0%
4			4	6%
5 (Strongly Agree)			56	93%
Mean	4.93			
Median	5.00			
Total Responses			60	100%

OPEN QUESTION

4) Comments regarding the speaker's quality of instruction and teaching ability:

Excellent program and presenter- Dr. Becker was highly engaging, informative and up-to-date! Also a wonderful therapist!




The presentation was excellent in every way and I learned a lot of new information! Thanks!

Great presentation and will help with my practice.

49 Response(s)






NUMERIC SCALE

Before the program began, I anticipated the program would be very useful

Answer Choice	0%	100%	Number of Responses	Responses Ratio
1 (Strongly Disagree)			0	0%
2			0	0%
3			8	12%
4			21	33%
5 (Strongly Agree)			34	53%
Mean	4.41			
Median	5.00			
Total Responses			63	100%





NUMERIC SCALE

Now that the program is over, I found the program to be very useful

Answer Choice	0%	100%	Number of Responses	Responses Ratio
1 (Strongly Disagree)			1	1%
2			1	1%
3			2	3%
4			14	22%
5 (Strongly Agree)			45	71%
Mean	4.60			
Median	5.00			
Total Responses			63	100%

NUMERIC SCALE

6) How much did you learn as a result of this CE program?

Answer Choice	0%	100%	Number of Responses	Responses Ratio
1 (Very Little)			0	0%
2			2	3%
3			5	7%
4			22	34%
5 (Great Deal)			34	53%
Mean	4.40			
Median	5.00			
Total Responses			63	100%

NUMERIC SCALE

7) How useful was the content of this program for my practice or other professional development?

Answer Choice	0%	100%	Number of Responses	Responses Ratio
1 (Not Useful)			0	0%
2			2	3%
3			5	8%
4			19	30%
5 (Extremely Useful)			36	58%
Mean	4.44			
Median	5.00			
Total Responses			62	100%

MULTIPLE CHOICE

8) Did you require an accommodation for a disability? If so, please comment on the effectiveness of J&K in making any of these accomodations.

Answer Choice	0%	100%	Number of Responses	Responses Ratio
Yes			1	1%
No			62	98%
Total Responses			63	100%



NUMERIC SCALE

Registration for this program was user friendly

Answer Choice	0%	100%	Number of Responses	Responses Ratio
1 (Strongly Disagree)			0	0%
2			0	0%
3			1	1%
4			5	8%
5 (Strongly Agree)			56	90%
Mean	4.89			
Median	5.00			
Total Responses			62	100%




NUMERIC SCALE

My questions or concerns were addressed effectively

Answer Choice	0%	100%	Number of Responses	Responses Ratio
1 (Strongly Disagree)			0	0%
2			0	0%
3			1	1%
4			7	11%
5 (Strongly Agree)			52	86%
Mean	4.85			
Median	5.00			
Total Responses			60	100%



NUMERIC SCALE

My questions or concerns were addressed in a timely manner

Answer Choice	0%	100%	Number of Responses	Responses Ratio
1 (Strongly Disagree)			0	0%
2			0	0%
3			1	1%
4			7	11%
5 (Strongly Agree)			51	86%
Mean	4.85			
Median	5.00			
Total Responses			59	100%

NUMERIC SCALE

If I requested ADA accommodations, my request was met satisfactorily

Answer Choice	0%	100%	Number of Responses	Responses Ratio
1 (Strongly Disagree)			0	0%
2			0	0%
3			6	20%
4			0	0%
5 (Strongly Agree)			23	79%
Mean	4.59			
Median	5.00			
Total Responses			29	100%

NUMERIC SCALE

Course technology was user friendly

Answer Choice	0%	100%	Number of Responses	Responses Ratio
1 (Strongly Disagree)			0	0%
2			1	1%
3			0	0%
4			4	6%
5 (Strongly Agree)			57	91%
Mean	4.89			
Median	5.00			
Total Responses			62	100%

NUMERIC SCALE

The length of time it took to complete the course corresponds to the number of CE credits awarded for this course

Answer Choice	0%	100%	Number of Responses	Responses Ratio
1 (Strongly Disagree)			0	0%
2			0	0%
3			0	0%
4			7	11%
5 (Strongly Agree)			55	88%
Mean	4.89			
Median	5.00			
Total Responses			62	100%

OPEN QUESTION

Comments:

Very positive two days of review and learning! Thanks!

Dr. Becker's presentation was excellent in terms of information, materials, and delivery. J.K. Seminars was very responsive and helpful throughout.

Major issues with Zoom the first morning. Janet was able to help.

16 Response(s)

CHECKBOXES

10) Have you attended other J&K Seminars/Webinars?

Answer Choice	0%	100%	Number of Responses	Responses Ratio
Yes			55	90%
No			6	9%
Total Responses			61	100%

NUMERIC SCALE

11) Now that you have attended this J&K Webinar, how likely are you to attend another J&K Webinar?

Answer Choice	0%	100%	Number of Responses	Responses Ratio
1 (Not Likely)			0	0%
2			1	1%
3			3	4%
4			4	6%
5 (Highly Likely)			54	87%
Mean	4.79			
Median	5.00			
Total Responses			62	100%

OPEN QUESTION

Comment:

J & K seminars are a pleasure to attend-- smooth efficient registration, excellent quality of presenters, and efficient, easy technology experience (from a non-digital native)!

You make it very easy! Thanks!

I thought 2 full days was a big commitment and a lot of time to listen attentively. I would actually prefer one-day conferences.

20 Response(s)

CHECKBOXES

12) How did you learn about this program?

Answer Choice	0%	100%	Number of Responses	Responses Ratio
Email from J&K			48	77%
Brochure Mailed to you by J&K			19	30%
Friend Recommended			2	3%
Facebook Post			0	0%
Internet Ad			0	0%
Searched on Internet			0	0%
Saw it on J&K Website			6	9%
Other			3	4%
Total Responses			62	100%

OPEN QUESTION

13) Additional Overall Comments, Criticisms, Compliments, and Suggestions (What can we do to improve our programs)?

I'm very satisfied but thanks for asking.

I already know a great deal about ADHD so I would have liked to hear more that went beyond the basics, during the ADHD sections. I also had the misimpression that there would be more on sluggish cognitive tempo, so was disappointed there was not more, espec re treatment on that.

This program was excellent. My thanks to the JK team.

15 Response(s)

OPEN QUESTION

14) Please list other topics and speakers you would like us to offer.

- 1. CBT Interventions
- 2. Grief Interventions for Children




Registering for DBT

Psychotherapy Outcomes

24 Response(s)

MULTIPLE CHOICE

Profession:

Answer Choice	0%	100%	Number of Responses	Responses Ratio
Psychologist			29	46%
Social Worker			12	19%
Marriage and Family Therapist			0	0%
Psychotherapist			1	1%
Counselor			18	29%
Occupational Therapist			1	1%
Nurse			0	0%
Other			1	1%
Total Responses			62	100%