

## Constant Contact Survey Results

**Campaign Name:** C0823 webinar feedback form survey

**Survey Starts:** 130

**Survey Submits:** 51

**Export Date:** 08/17/2023 12:50 PM

OPEN QUESTION




51 Response(s)

OPEN QUESTION

51 Response(s)



NUMERIC SCALE

Describe the three things that cause chronic insomnia to their clients

Answer Choice	0%	100%	Number of Responses	Responses Ratio
1 (Strongly Disagree)			1	1%
2			0	0%
3			2	3%
4			13	25%
5 (Strongly Agree)			35	68%
Mean	4.59			
Median	5.00			
<b>Total Responses</b>			<b>51</b>	<b>100%</b>

NUMERIC SCALE



Identify conditioned arousal (i.e., the tendency to become alert when trying to sleep)

Answer Choice	0%	100%	Number of Responses	Responses Ratio
1 (Strongly Disagree)			0	0%
2			0	0%
3			0	0%
4			15	30%
5 (Strongly Agree)			35	70%
Mean	4.70			
Median	5.00			

Total Responses 50 100%




NUMERIC SCALE

Develop with clients an optimized, tailored time-in-bed schedule

Answer Choice	0%	100%	Number of Responses	Responses Ratio
1 (Strongly Disagree)			0	0%
2			0	0%
3			0	0%
4			15	30%
5 (Strongly Agree)			35	70%
Mean	4.70			
Median	5.00			
<b>Total Responses</b>			<b>50</b>	<b>100%</b>




NUMERIC SCALE

Identify clients design tests of sleep-interfering beliefs such as "I need to exert effort to sleep".

Answer Choice	0%	100%	Number of Responses	Responses Ratio
1 (Strongly Disagree)			0	0%
2			0	0%
3			2	4%
4			13	26%
5 (Strongly Agree)			35	70%
Mean	4.66			
Median	5.00			
<b>Total Responses</b>			<b>50</b>	<b>100%</b>




NUMERIC SCALE

Describe client strategies to manage fears of sleeplessness and fatigue

Answer Choice	0%	100%	Number of Responses	Responses Ratio
1 (Strongly Disagree)			0	0%
2			0	0%
3			2	4%
4			15	30%
5 (Strongly Agree)			33	66%
Mean	4.62			
Median	5.00			
<b>Total Responses</b>			<b>50</b>	<b>100%</b>




NUMERIC SCALE

Identify strategies to accommodate diverse clientele (e.g., those who cannot leave the room during stimulus control)

Answer Choice	0%	100%	Number of Responses	Responses Ratio
1 (Strongly Disagree)			0	0%
2			0	0%
3			4	8%
4			15	30%
5 (Strongly Agree)			31	62%
Mean	4.54			
Median	5.00			
<b>Total Responses</b>			<b>50</b>	<b>100%</b>





NUMERIC SCALE

The speaker's presentation was effective

Answer Choice	0%	100%	Number of Responses	Responses Ratio
1 (Strongly Disagree)			0	0%
2			0	0%
3			3	6%
4			12	24%
5 (Strongly Agree)			35	70%
Mean	4.64			
Median	5.00			
<b>Total Responses</b>			<b>50</b>	<b>100%</b>




NUMERIC SCALE

The speaker was responsive to participants

Answer Choice	0%	100%	Number of Responses	Responses Ratio
1 (Strongly Disagree)			0	0%
2			1	1%
3			1	1%
4			6	11%
5 (Strongly Agree)			43	84%
Mean	4.78			
Median	5.00			
<b>Total Responses</b>			<b>51</b>	<b>100%</b>




NUMERIC SCALE

The handouts were suitable and useful

Answer Choice	0%	100%	Number of Responses	Responses Ratio
1 (Strongly Disagree)			0	0%
2			0	0%
3			2	4%
4			11	22%
5 (Strongly Agree)			37	74%
Mean	4.70			
Median	5.00			
<b>Total Responses</b>			<b>50</b>	<b>100%</b>




NUMERIC SCALE

The speaker used technology effectively

Answer Choice	0%	100%	Number of Responses	Responses Ratio
1 (Strongly Disagree)			0	0%
2			0	0%
3			1	1%
4			9	17%
5 (Strongly Agree)			41	80%
Mean	4.78			
Median	5.00			
<b>Total Responses</b>			<b>51</b>	<b>100%</b>




NUMERIC SCALE

The speaker was knowledgeable regarding the material

Answer Choice	0%	100%	Number of Responses	Responses Ratio
1 (Strongly Disagree)			0	0%
2			0	0%
3			1	1%
4			7	13%
5 (Strongly Agree)			43	84%
Mean	4.82			
Median	5.00			
<b>Total Responses</b>			<b>51</b>	<b>100%</b>




NUMERIC SCALE

This program was appropriate for your level of education and experience

Answer Choice	0%	100%	Number of Responses	Responses Ratio
1 (Strongly Disagree)			0	0%
2			0	0%
3			2	3%
4			10	19%
5 (Strongly Agree)			39	76%
Mean	4.73			
Median	5.00			
<b>Total Responses</b>			<b>51</b>	<b>100%</b>

NUMERIC SCALE

The information the speaker presented was current

Answer Choice	0%	100%	Number of Responses	Responses Ratio
1 (Strongly Disagree)			0	0%
2			1	1%
3			0	0%
4			7	13%
5 (Strongly Agree)			43	84%
Mean	4.80			
Median	5.00			
<b>Total Responses</b>			<b>51</b>	<b>100%</b>

OPEN QUESTION

4) Comments regarding the speaker's quality of instruction and teaching ability:

Presenter was obviously an expert in her field. She prepared well and communicated effectively.





The speaker presented in a way that offered new ideas and strategies at a level that I could follow.

N/A

**36 Response(s)**




NUMERIC SCALE

Before the program began, I anticipated the program would be very useful

Answer Choice	0%	100%	Number of Responses	Responses Ratio
1 (Strongly Disagree)			0	0%
2			1	1%
3			5	9%
4			15	29%
5 (Strongly Agree)			30	58%
Mean	4.45			
Median	5.00			
<b>Total Responses</b>			<b>51</b>	<b>100%</b>





NUMERIC SCALE

Now that the program is over, I found the program to be very useful

Answer Choice	0%	100%	Number of Responses	Responses Ratio
1 (Strongly Disagree)			0	0%
2			0	0%
3			4	7%
4			12	23%
5 (Strongly Agree)			35	68%
Mean	4.61			
Median	5.00			
<b>Total Responses</b>			<b>51</b>	<b>100%</b>

NUMERIC SCALE

6) How much did you learn as a result of this CE program?

Answer Choice	0%	100%	Number of Responses	Responses Ratio
1 (Very Little)			0	0%
2			1	1%
3			5	9%
4			12	23%
5 (Great Deal)			33	64%
Mean	4.51			
Median	5.00			
<b>Total Responses</b>			<b>51</b>	<b>100%</b>

NUMERIC SCALE

7) How useful was the content of this program for my practice or other professional development?

Answer Choice	0%	100%	Number of Responses	Responses Ratio
1 (Not Useful)			0	0%
2			1	1%
3			4	7%
4			17	33%
5 (Extremely Useful)			29	56%
Mean	4.45			
Median	5.00			
<b>Total Responses</b>			<b>51</b>	<b>100%</b>

MULTIPLE CHOICE

8) Did you require an accommodation for a disability? If so, please comment on the effectiveness of J&K in making any of these accomodations.

Answer Choice	0%	100%	Number of Responses	Responses Ratio
Yes			1	2%
No			48	97%
<b>Total Responses</b>			<b>49</b>	<b>100%</b>





NUMERIC SCALE

Registration for this program was user friendly

Answer Choice	0%	100%	Number of Responses	Responses Ratio
1 (Strongly Disagree)			0	0%
2			0	0%
3			0	0%
4			5	9%
5 (Strongly Agree)			46	90%
Mean	4.90			
Median	5.00			
<b>Total Responses</b>			<b>51</b>	<b>100%</b>





NUMERIC SCALE

My questions or concerns were addressed effectively

Answer Choice	0%	100%	Number of Responses	Responses Ratio
1 (Strongly Disagree)			0	0%
2			1	2%
3			4	8%
4			6	12%
5 (Strongly Agree)			39	78%
Mean	4.66			
Median	5.00			
<b>Total Responses</b>			<b>50</b>	<b>100%</b>




NUMERIC SCALE

My questions or concerns were addressed in a timely manner

Answer Choice	0%	100%	Number of Responses	Responses Ratio
1 (Strongly Disagree)			0	0%
2			1	2%
3			3	6%
4			4	8%
5 (Strongly Agree)			41	83%
Mean	4.73			
Median	5.00			
<b>Total Responses</b>			<b>49</b>	<b>100%</b>



NUMERIC SCALE

If I requested ADA accommodations, my request was met satisfactorily

Answer Choice	0%	100%	Number of Responses	Responses Ratio
1 (Strongly Disagree)			0	0%
2			0	0%
3			6	23%
4			2	7%
5 (Strongly Agree)			18	69%
Mean	4.46			
Median	5.00			
<b>Total Responses</b>			<b>26</b>	<b>100%</b>


NUMERIC SCALE

Course technology was user friendly

Answer Choice	0%	100%	Number of Responses	Responses Ratio
1 (Strongly Disagree)			1	1%
2			0	0%
3			0	0%
4			6	11%
5 (Strongly Agree)			44	86%
Mean	4.80			
Median	5.00			
<b>Total Responses</b>			<b>51</b>	<b>100%</b>

NUMERIC SCALE

The length of time it took to complete the course corresponds to the number of CE credits awarded for this course

Answer Choice	0%	100%	Number of Responses	Responses Ratio
1 (Strongly Disagree)			0	0%
2			0	0%
3			1	1%
4			5	9%
5 (Strongly Agree)			45	88%
Mean	4.86			
Median	5.00			
<b>Total Responses</b>			<b>51</b>	<b>100%</b>

OPEN QUESTION

Comments:

N/A


Thank you for a great presentation

Thank you for providing these online seminars.

**13 Response(s)**

CHECKBOXES

10) Have you attended other J&K Seminars/Webinars?

Answer Choice	0%	100%	Number of Responses	Responses Ratio
Yes			45	90%
No			5	10%
<b>Total Responses</b>			<b>50</b>	<b>100%</b>

NUMERIC SCALE

11) Now that you have attended this J&K Webinar, how likely are you to attend another J&K Webinar?

Answer Choice	0%	100%	Number of Responses	Responses Ratio
1 (Not Likely)			0	0%
2			1	1%
3			1	1%
4			4	7%
5 (Highly Likely)			45	88%
Mean	4.82			
Median	5.00			
<b>Total Responses</b>			<b>51</b>	<b>100%</b>

OPEN QUESTION

Comment:

Your organization presents speakers who are at the top of their game.

N/A

I am so pleased to be able to gain knowledge at a level of sophistication presented by J&K

**15 Response(s)**

CHECKBOXES

12) How did you learn about this program?

Answer Choice	0%	100%	Number of Responses	Responses Ratio
Email from J&K			31	60%
Brochure Mailed to you by J&K			14	27%
Friend Recommended			3	5%
Facebook Post			0	0%
Internet Ad			0	0%
Searched on Internet			2	3%
Saw it on J&K Website			8	15%
Other			4	7%
<b>Total Responses</b>			<b>51</b>	<b>100%</b>

OPEN QUESTION

13) Additional Overall Comments, Criticisms, Compliments, and Suggestions (What can we do to improve our programs)?

I'm not computer savvy, and even I was able to negotiate the technology. Thanks so much!

N/A

Continue other programs

**15 Response(s)**

OPEN QUESTION

14) Please list other topics and speakers you would like us to offer.

Treating clients with trauma and substance abuse/addiction issues.





Chronic pain and its impacts on mental health along with therapeutic treatment options that are outside of pain management.

Spirituality  
Dr. Yapko on depression

**19 Response(s)**

MULTIPLE CHOICE

Profession:

Answer Choice	0%	100%	Number of Responses	Responses Ratio
Psychologist			30	58%
Social Worker			11	21%
Marriage and Family Therapist			0	0%
Psychotherapist			2	3%
Counselor			8	15%
Occupational Therapist			0	0%
Nurse			0	0%
Other			0	0%
<b>Total Responses</b>			<b>51</b>	<b>100%</b>