

Constant Contact Survey Results

Campaign Name: K1022S webinar feedback form survey

Survey Starts: 763

Survey Submits: 450

Export Date: 08/17/2023 01:14 PM

OPEN QUESTION






450 Response(s)

OPEN QUESTION

450 Response(s)




MULTIPLE CHOICE

Profession:

Answer Choice	0%	100%	Number of Responses	Responses Ratio
Psychologist			155	34%
Social Worker			151	33%
Marriage and Family Therapist			13	2%
Psychotherapist			8	1%
Counselor			119	26%
Occupational Therapist			2	0%
Nurse			0	0%
Other			2	0%
Total Responses			450	100%




NUMERIC SCALE

· Factors that are helpful in evaluating and assessing the risk of suicide.

Answer Choice	0%	100%	Number of Responses	Responses Ratio
1 (Strongly Disagree)			0	0%
2			2	0%
3			11	2%
4			82	18%
5 (Strongly Agree)			354	78%
Mean	4.76			
Median	5.00			
Total Responses			449	100%




NUMERIC SCALE

· Clinical, ethical, and legal issues involved with clients who threaten to harm themselves.

Answer Choice	0%	100%	Number of Responses	Responses Ratio
1 (Strongly Disagree)			0	0%
2			2	0%
3			18	4%
4			99	22%
5 (Strongly Agree)			329	73%
Mean	4.69			
Median	5.00			
Total Responses			448	100%



NUMERIC SCALE

· The importance of training and consultation with colleagues around these issues.

Answer Choice	0%	100%	Number of Responses	Responses Ratio
1 (Strongly Disagree)			0	0%
2			0	0%
3			15	3%
4			76	16%
5 (Strongly Agree)			358	79%
Mean	4.76			
Median	5.00			
Total Responses			449	100%




NUMERIC SCALE

The speaker's presentation was effective

Answer Choice	0%	100%	Number of Responses	Responses Ratio
1 (Strongly Disagree)			0	0%
2			3	0%
3			14	3%
4			87	19%
5 (Strongly Agree)			345	76%
Mean	4.72			
Median	5.00			
Total Responses			449	100%




NUMERIC SCALE

The speaker was responsive to participants

Answer Choice	0%	100%	Number of Responses	Responses Ratio
1 (Strongly Disagree)			0	0%
2			4	0%
3			24	5%
4			85	19%
5 (Strongly Agree)			332	74%
Mean	4.67			
Median	5.00			
Total Responses			445	100%




NUMERIC SCALE

The handouts were suitable and useful

Answer Choice	0%	100%	Number of Responses	Responses Ratio
1 (Strongly Disagree)			1	0%
2			3	0%
3			23	5%
4			93	20%
5 (Strongly Agree)			325	73%
Mean	4.66			
Median	5.00			
Total Responses			445	100%


NUMERIC SCALE

The speaker used technology effectively

Answer Choice	0%	100%	Number of Responses	Responses Ratio
1 (Strongly Disagree)			0	0%
2			3	0%
3			28	6%
4			105	23%
5 (Strongly Agree)			313	69%
Mean	4.62			
Median	5.00			
Total Responses			449	100%

NUMERIC SCALE

The speaker was knowledgeable regarding the material

Answer Choice	0%	100%	Number of Responses	Responses Ratio
1 (Strongly Disagree)			0	0%
2			0	0%
3			8	1%
4			52	11%
5 (Strongly Agree)			389	86%
Mean	4.85			
Median	5.00			
Total Responses			449	100%




NUMERIC SCALE

This program was appropriate for your level of education and experience

Answer Choice	0%	100%	Number of Responses	Responses Ratio
1 (Strongly Disagree)			1	0%
2			4	0%
3			18	4%
4			75	16%
5 (Strongly Agree)			349	78%
Mean	4.72			
Median	5.00			
Total Responses			447	100%

NUMERIC SCALE

The information the speaker presented was current

Answer Choice	0%	100%	Number of Responses	Responses Ratio
1 (Strongly Disagree)			1	0%
2			1	0%
3			14	3%
4			64	14%
5 (Strongly Agree)			363	81%
Mean	4.78			
Median	5.00			
Total Responses			443	100%

OPEN QUESTION

4) Comments regarding the speaker's quality of instruction and teaching ability:

An expert.




Thought she presented well.

She is great

195 Response(s)




NUMERIC SCALE

Before the program began, I anticipated the program would be very useful

Answer Choice	0%	100%	Number of Responses	Responses Ratio
1 (Strongly Disagree)			0	0%
2			3	0%
3			57	12%
4			164	36%
5 (Strongly Agree)			225	50%
Mean	4.36			
Median	5.00			
Total Responses			449	100%





NUMERIC SCALE

Now that the program is over, I found the program to be very useful

Answer Choice	0%	100%	Number of Responses	Responses Ratio
1 (Strongly Disagree)			2	0%
2			2	0%
3			28	6%
4			120	26%
5 (Strongly Agree)			297	66%
Mean	4.58			
Median	5.00			
Total Responses			449	100%




NUMERIC SCALE

6) How much did you learn as a result of this CE program?

Answer Choice	0%	100%	Number of Responses	Responses Ratio
1 (Very Little)			3	0%
2			10	2%
3			49	11%
4			172	38%
5 (Great Deal)			211	47%
Mean	4.30			
Median	4.00			
Total Responses			445	100%

NUMERIC SCALE

7) How useful was the content of this program for my practice or other professional development?

Answer Choice	0%	100%	Number of Responses	Responses Ratio
1 (Not Useful)			2	0%
2			2	0%
3			25	5%
4			113	25%
5 (Extremely Useful)			307	68%
Mean	4.61			
Median	5.00			
Total Responses			449	100%

MULTIPLE CHOICE

8) Did you require an accommodation for a disability? If so, please comment on the effectiveness of J&K in making any of these accomodations.

Answer Choice	0%	100%	Number of Responses	Responses Ratio
Yes			6	1%
No			411	98%
Total Responses			417	100%

NUMERIC SCALE

Registration for this program was user friendly

Answer Choice	0%	100%	Number of Responses	Responses Ratio
1 (Strongly Disagree)			0	0%
2			3	0%
3			12	2%
4			82	18%
5 (Strongly Agree)			342	77%
Mean	4.74			
Median	5.00			
Total Responses			439	100%




NUMERIC SCALE

My questions or concerns were addressed effectively

Answer Choice	0%	100%	Number of Responses	Responses Ratio
1 (Strongly Disagree)			0	0%
2			0	0%
3			38	8%
4			79	18%
5 (Strongly Agree)			310	72%
Mean	4.64			
Median	5.00			
Total Responses			427	100%




NUMERIC SCALE

My questions or concerns were addressed in a timely manner

Answer Choice	0%	100%	Number of Responses	Responses Ratio
1 (Strongly Disagree)			0	0%
2			0	0%
3			38	9%
4			81	19%
5 (Strongly Agree)			303	71%
Mean	4.63			
Median	5.00			
Total Responses			422	100%




NUMERIC SCALE

If I requested ADA accommodations, my request was met satisfactorily

Answer Choice	0%	100%	Number of Responses	Responses Ratio
1 (Strongly Disagree)			1	0%
2			0	0%
3			46	20%
4			21	9%
5 (Strongly Agree)			153	69%
Mean	4.47			
Median	5.00			
Total Responses			221	100%




NUMERIC SCALE

The length of time it took to complete the course corresponds to the number of CE credits awarded for this course

Answer Choice	0%	100%	Number of Responses	Responses Ratio
1 (Strongly Disagree)			0	0%
2			0	0%
3			10	2%
4			62	14%
5 (Strongly Agree)			366	83%
Mean	4.81			
Median	5.00			
Total Responses			438	100%

NUMERIC SCALE

Course technology was user friendly

Answer Choice	0%	100%	Number of Responses	Responses Ratio
1			2	0%
2			3	0%
3			22	5%
4			84	19%
5			328	74%
Mean	4.67			
Median	5.00			
Total Responses			439	100%

OPEN QUESTION

Comment:

I did not receive handouts.




I took this course virtually and it was extremely user friendly - easy to register and log on. No problems at all!

great use of time

81 Response(s)




NUMERIC SCALE

Registration for this program was user friendly

Answer Choice	0%	100%	Number of Responses	Responses Ratio
1 (Strongly Disagree)			0	0%
2			3	0%
3			11	2%
4			72	17%
5 (Strongly Agree)			333	79%
Mean	4.75			
Median	5.00			
Total Responses			419	100%




NUMERIC SCALE

My questions or concerns were addressed effectively

Answer Choice	0%	100%	Number of Responses	Responses Ratio
1 (Strongly Disagree)			0	0%
2			1	0%
3			33	8%
4			69	16%
5 (Strongly Agree)			306	74%
Mean	4.66			
Median	5.00			
Total Responses			409	100%




NUMERIC SCALE

My questions or concerns were addressed in a timely manner

Answer Choice	0%	100%	Number of Responses	Responses Ratio
1 (Strongly Disagree)			0	0%
2			1	0%
3			36	8%
4			65	15%
5 (Strongly Agree)			305	74%
Mean	4.66			
Median	5.00			
Total Responses			407	100%




NUMERIC SCALE

If I requested ADA accommodations, my request was met satisfactorily

Answer Choice	0%	100%	Number of Responses	Responses Ratio
1 (Strongly Disagree)			1	0%
2			0	0%
3			49	22%
4			21	9%
5 (Strongly Agree)			150	67%
Mean	4.44			
Median	5.00			
Total Responses			221	100%




NUMERIC SCALE

Course technology was user friendly

Answer Choice	0%	100%	Number of Responses	Responses Ratio
1 (Strongly Disagree)			1	0%
2			3	0%
3			19	4%
4			75	18%
5 (Strongly Agree)			318	76%
Mean	4.70			
Median	5.00			
Total Responses			416	100%

NUMERIC SCALE

The length of time it took to complete the course corresponds to the number of CE credits awarded for this course

Answer Choice	0%	100%	Number of Responses	Responses Ratio
1 (Strongly Disagree)			0	0%
2			0	0%
3			12	2%
4			56	13%
5 (Strongly Agree)			349	83%
Mean	4.81			
Median	5.00			
Total Responses			417	100%

OPEN QUESTION

Comments:

Duplicate questions.



great

I did not have any questions or concerns which needed to be addressed during the webinar, the speaker was very clear in her presentation of information as well as other questions were very helpful.

58 Response(s)

CHECKBOXES

10) Have you attended other J&K Seminars/Webinars?

Answer Choice	0%	100%	Number of Responses	Responses Ratio
Yes			402	91%
No			40	9%
Total Responses			441	100%

NUMERIC SCALE

11) Now that you have attended this J&K Webinar, how likely are you to attend another J&K Webinar?

Answer Choice	0%	100%	Number of Responses	Responses Ratio
1 (Not Likely)			0	0%
2			4	0%
3			12	2%
4			67	15%
5 (Highly Likely)			360	81%
Mean	4.77			
Median	5.00			
Total Responses			443	100%

OPEN QUESTION

Comment:

Love your seminars!

always great content

I appreciated the ease of attending virtually.

61 Response(s)

CHECKBOXES

12) How did you learn about this program?

Answer Choice	0%	100%	Number of Responses	Responses Ratio
Email from J&K			252	56%
Brochure Mailed to you by J&K			158	35%
Friend Recommended			41	9%
Facebook Post			0	0%
Internet Ad			2	0%
Searched on Internet			12	2%
Saw it on J&K Website			33	7%
Other			25	5%
Total Responses			446	100%

OPEN QUESTION

13) Additional Overall Comments, Criticisms, Compliments, and Suggestions (What can we do to improve our programs)?

Went very smoothly even via zoom

More recent research in this very important field.

More real life examples of cases

102 Response(s)

OPEN QUESTION

14) Please list other topics and speakers you would like us to offer.

mental health

polyvagal theory

Eating Disorders with Adolescent Girls

72 Response(s)