

Constant Contact Survey Results

Campaign Name: M0423 webinar feedback form survey

Survey Starts: 180

Survey Submits: 93

Export Date: 08/17/2023 12:45 PM

OPEN QUESTION




93 Response(s)

OPEN QUESTION

93 Response(s)

NUMERIC SCALE

Describe the distinctions between individuals who evidence Resilience in the aftermath of traumatic and victimizing experiences versus individuals who develop PTSD and related disorders

Answer Choice	0%	100%	Number of Responses	Responses Ratio
1 (Strongly Disagree)			2	2%
2			0	0%
3			0	0%
4			16	17%
5 (Strongly Agree)			75	80%
Mean	4.74			
Median	5.00			
Total Responses			93	100%

NUMERIC SCALE

Implement interventions to bolster resilience in six domains (physical interpersonal, emotional, cognitive, behavioral and spiritual) across the life-span

Answer Choice	0%	100%	Number of Responses	Responses Ratio
1 (Strongly Disagree)			1	1%
2			0	0%
3			4	4%
4			23	24%
5 (Strongly Agree)			65	69%
Mean	4.62			
Median	5.00			
Total Responses			93	100%

NUMERIC SCALE

Identify "HYPE" in the field of psychotherapy

Answer Choice	0%	100%	Number of Responses	Responses Ratio
1 (Strongly Disagree)			2	2%
2			0	0%
3			11	11%
4			36	38%
5 (Strongly Agree)			44	47%
Mean	4.29			
Median	4.00			
Total Responses			93	100%

NUMERIC SCALE

Implement the Core tasks of psychotherapy that "expert" therapists use to obtain 50% better treatment outcomes and have 50% fewer dropouts from treatment

Answer Choice	0%	100%	Number of Responses	Responses Ratio
1 (Strongly Disagree)			2	2%
2			0	0%
3			3	3%
4			25	27%
5 (Strongly Agree)			61	67%
Mean	4.57			
Median	5.00			
Total Responses			91	100%

NUMERIC SCALE

Integrate spirituality and psychotherapy as a way to bolster patients' resilience

Answer Choice	0%	100%	Number of Responses	Responses Ratio
1 (Strongly Disagree)			3	3%
2			0	0%
3			12	13%
4			32	35%
5 (Strongly Agree)			44	48%
Mean	4.25			
Median	4.00			
Total Responses			91	100%

NUMERIC SCALE

The speaker's presentation was effective

Answer Choice	0%	100%	Number of Responses	Responses Ratio
1 (Strongly Disagree)			2	2%
2			0	0%
3			1	1%
4			10	10%
5 (Strongly Agree)			80	86%
Mean	4.78			
Median	5.00			
Total Responses			93	100%

NUMERIC SCALE

The speaker was responsive to participants

Answer Choice	0%	100%	Number of Responses	Responses Ratio
1 (Strongly Disagree)			2	2%
2			0	0%
3			0	0%
4			5	5%
5 (Strongly Agree)			86	92%
Mean	4.86			
Median	5.00			
Total Responses			93	100%

NUMERIC SCALE

The handouts were suitable and useful

Answer Choice	0%	100%	Number of Responses	Responses Ratio
1 (Strongly Disagree)			2	2%
2			0	0%
3			3	3%
4			15	16%
5 (Strongly Agree)			71	78%
Mean	4.68			
Median	5.00			
Total Responses			91	100%

NUMERIC SCALE

The speaker used technology effectively

Answer Choice	0%	100%	Number of Responses	Responses Ratio
1 (Strongly Disagree)			1	1%
2			3	3%
3			10	10%
4			28	30%
5 (Strongly Agree)			50	54%
Mean	4.34			
Median	5.00			
Total Responses			92	100%

NUMERIC SCALE

The speaker was knowledgeable regarding the material

Answer Choice	0%	100%	Number of Responses	Responses Ratio
1 (Strongly Disagree)			2	2%
2			0	0%
3			0	0%
4			0	0%
5 (Strongly Agree)			91	97%
Mean	4.91			
Median	5.00			
Total Responses			93	100%

NUMERIC SCALE

This program was appropriate for your level of education and experience

Answer Choice	0%	100%	Number of Responses	Responses Ratio
1 (Strongly Disagree)			2	2%
2			0	0%
3			1	1%
4			2	2%
5 (Strongly Agree)			87	94%
Mean	4.87			
Median	5.00			
Total Responses			92	100%

NUMERIC SCALE

The information the speaker presented was current

Answer Choice	0%	100%	Number of Responses	Responses Ratio
1 (Strongly Disagree)			2	2%
2			0	0%
3			0	0%
4			3	3%
5 (Strongly Agree)			86	94%
Mean	4.88			
Median	5.00			
Total Responses			91	100%

OPEN QUESTION

4) Comments regarding the speaker's quality of instruction and teaching ability:

This was an amazing presentation and I would love to attend more workshops with the presenter.

Speaker was most impressive in his extensive knowledge. The workshop was enjoyable and the time flew. His honesty involving the sudden death of his wife of 58 years was admirable. Discussion of grief response was excellent.

His ability was very good and knowledgeable. There was a lot of information to take in.

74 Response(s)

NUMERIC SCALE

Before the program began, I anticipated the program would be very useful

Answer Choice	0%	100%	Number of Responses	Responses Ratio
1 (Strongly Disagree)			1	1%
2			1	1%
3			7	7%
4			30	32%
5 (Strongly Agree)			53	57%
Mean	4.45			
Median	5.00			
Total Responses			92	100%

NUMERIC SCALE

Now that the program is over, I found the program to be very useful

Answer Choice	0%	100%	Number of Responses	Responses Ratio
1 (Strongly Disagree)			2	2%
2			0	0%
3			1	1%
4			12	13%
5 (Strongly Agree)			75	83%
Mean	4.76			
Median	5.00			
Total Responses			90	100%




NUMERIC SCALE

6) How much did you learn as a result of this CE program?

Answer Choice	0%	100%	Number of Responses	Responses Ratio
1 (Very Little)			0	0%
2			0	0%
3			2	2%
4			27	29%
5 (Great Deal)			64	68%
Mean	4.67			
Median	5.00			
Total Responses			93	100%


NUMERIC SCALE

7) How useful was the content of this program for my practice or other professional development?

Answer Choice	0%	100%	Number of Responses	Responses Ratio
1 (Not Useful)			0	0%
2			0	0%
3			3	3%
4			21	22%
5 (Extremely Useful)			68	73%
Mean	4.71			
Median	5.00			
Total Responses			92	100%

MULTIPLE CHOICE

8) Did you require an accommodation for a disability? If so, please comment on the effectiveness of J&K in making any of these accomodations.

Answer Choice	0%	100%	Number of Responses	Responses Ratio
Yes			0	0%
No			90	100%
Total Responses			90	100%




NUMERIC SCALE

Registration for this program was user friendly

Answer Choice	0%	100%	Number of Responses	Responses Ratio
1 (Strongly Disagree)			0	0%
2			0	0%
3			2	2%
4			7	7%
5 (Strongly Agree)			84	90%
Mean	4.88			
Median	5.00			
Total Responses			93	100%




NUMERIC SCALE

My questions or concerns were addressed effectively

Answer Choice	0%	100%	Number of Responses	Responses Ratio
1 (Strongly Disagree)			0	0%
2			0	0%
3			10	11%
4			5	5%
5 (Strongly Agree)			74	83%
Mean	4.72			
Median	5.00			
Total Responses			89	100%



NUMERIC SCALE

My questions or concerns were addressed in a timely manner

Answer Choice	0%	100%	Number of Responses	Responses Ratio
1 (Strongly Disagree)			0	0%
2			0	0%
3			10	11%
4			5	5%
5 (Strongly Agree)			74	83%
Mean	4.72			
Median	5.00			
Total Responses			89	100%




NUMERIC SCALE

If I requested ADA accommodations, my request was met satisfactorily

Answer Choice	0%	100%	Number of Responses	Responses Ratio
1 (Strongly Disagree)			0	0%
2			0	0%
3			13	37%
4			0	0%
5 (Strongly Agree)			22	62%
Mean	4.26			
Median	5.00			
Total Responses			35	100%

NUMERIC SCALE

Course technology was user friendly

Answer Choice	0%	100%	Number of Responses	Responses Ratio
1 (Strongly Disagree)			0	0%
2			0	0%
3			5	5%
4			19	21%
5 (Strongly Agree)			66	73%
Mean	4.68			
Median	5.00			
Total Responses			90	100%

NUMERIC SCALE

The length of time it took to complete the course corresponds to the number of CE credits awarded for this course

Answer Choice	0%	100%	Number of Responses	Responses Ratio
1 (Strongly Disagree)			0	0%
2			0	0%
3			2	2%
4			5	5%
5 (Strongly Agree)			84	92%
Mean	4.90			
Median	5.00			
Total Responses			91	100%

OPEN QUESTION

Comments:

For some reason my email links to not arrive and instead I receive two redundant emails reminding me to register when I have already done so. The fact that the manual links are sent to me as a fall-back is helpful as I have used them twice before to attend the webinar in question. Thanks for your help.

I would be glad to attend other seminars by Dr. Meichenbaum in which he goes into more depth on what he covered today.

This was a well-structured, relevant and clinically rich presentation. Thank you!

22 Response(s)



CHECKBOXES

10) Have you attended other J&K Seminars/Webinars?

Answer Choice	0%	100%	Number of Responses	Responses Ratio
Yes			84	90%
No			9	9%
Total Responses			93	100%

NUMERIC SCALE

11) Now that you have attended this J&K Webinar, how likely are you to attend another J&K Webinar?

Answer Choice	0%	100%	Number of Responses	Responses Ratio
1 (Not Likely)			0	0%
2			0	0%
3			1	1%
4			8	8%
5 (Highly Likely)			83	90%
Mean	4.89			
Median	5.00			
Total Responses			92	100%

OPEN QUESTION

Comment:

It's great that there is not an exam.







I have always loved attending seminars through this company. Very well-organized and attentive to the participants.

Continue to schedule Dr. Meichenbaum for an entire day. He is in a league by himself.

21 Response(s)

CHECKBOXES

12) How did you learn about this program?

Answer Choice	0%	100%	Number of Responses	Responses Ratio
Email from J&K			68	73%
Brochure Mailed to you by J&K			27	29%
Friend Recommended			2	2%
Facebook Post			0	0%
Internet Ad			0	0%
Searched on Internet			4	4%
Saw it on J&K Website			12	13%
Other			3	3%
Total Responses			92	100%

OPEN QUESTION

13) Additional Overall Comments, Criticisms, Compliments, and Suggestions (What can we do to improve our programs)?

There were a good amount of breaks and I felt they were needed, as the content was a lot to take in.

You bring outstanding presenters! That is why I return.

Just excellent.

37 Response(s)

OPEN QUESTION

14) Please list other topics and speakers you would like us to offer.

Most anything for use with children and adolescents.






Telehealth including dealing with clients attire and seductive behavior.

Continued presentations on childhood and adolescent depression and anxiety.

33 Response(s)





MULTIPLE CHOICE

Profession:

Answer Choice	0%	100%	Number of Responses	Responses Ratio
Psychologist			67	72%
Social Worker			12	12%
Marriage and Family Therapist			4	4%
Psychotherapist			1	1%
Counselor			9	9%
Occupational Therapist			0	0%
Nurse			0	0%
Other			0	0%
Total Responses			93	100%

NUMERIC SCALE

Question Text

Answer Choice	0%	100%	Number of Responses	Responses Ratio
1			1	3%
2			0	0%
3			9	30%
4			3	10%
5			17	56%
Mean	4.17			
Median	5.00			
Total Responses			30	100%

NUMERIC SCALE

Question Text

Answer Choice	0%	100%	Number of Responses	Responses Ratio
1			1	3%
2			0	0%
3			9	33%
4			2	7%
5			15	55%
Mean	4.11			
Median	5.00			
Total Responses			27	100%

NUMERIC SCALE

Question Text

Answer Choice	0%	100%	Number of Responses	Responses Ratio
1			1	3%
2			0	0%
3			9	33%
4			2	7%
5			15	55%
Mean	4.11			
Median	5.00			
Total Responses			27	100%

NUMERIC SCALE

Question Text

Answer Choice	0%	100%	Number of Responses	Responses Ratio
1			1	3%
2			0	0%
3			9	34%
4			2	7%
5			14	53%
Mean	4.08			
Median	5.00			
Total Responses			26	100%

NUMERIC SCALE

Question Text

Answer Choice	0%	100%	Number of Responses	Responses Ratio
1			1	3%
2			0	0%
3			8	30%
4			2	7%
5			15	57%
Mean	4.15			
Median	5.00			
Total Responses			26	100%