

Constant Contact Survey Results

Campaign Name: R0122 webinar feedback form survey

Survey Starts: 152

Survey Submits: 70

Export Date: 08/17/2023 01:19 PM

OPEN QUESTION



70 Response(s)

OPEN QUESTION

70 Response(s)

NUMERIC SCALE

An empirically informed CBT model for the understanding, assessment, clinical management and treatment of suicide risk in clinical practice.

Answer Choice	0%	100%	Number of Responses	Responses Ratio
1 (Strongly Disagree)			0	0%
2			0	0%
3			0	0%
4			10	14%
5 (Strongly Agree)			60	85%
Mean	4.86			
Median	5.00			
Total Responses			70	100%

NUMERIC SCALE

A structured approach to the clinical interview and suicide risk assessment, integrating the latest scientific findings, with an emphasis on the critical role played by motivation to die and suicide intent.

Answer Choice	0%	100%	Number of Responses	Responses Ratio
1 (Strongly Disagree)			0	0%
2			0	0%
3			0	0%
4			6	8%
5 (Strongly Agree)			64	91%
Mean	4.91			
Median	5.00			
Total Responses			70	100%

NUMERIC SCALE

How to differentiate acute and chronic elements of suicide risk.

Answer Choice	0%	100%	Number of Responses	Responses Ratio
1 (Strongly Disagree)			0	0%
2			0	0%
3			0	0%
4			2	2%
5 (Strongly Agree)			68	97%
Mean	4.97			
Median	5.00			
Total Responses			70	100%

NUMERIC SCALE

Suicide risk formulation, response, and documentation.

Answer Choice	0%	100%	Number of Responses	Responses Ratio
1 (Strongly Disagree)			0	0%
2			0	0%
3			0	0%
4			8	11%
5 (Strongly Agree)			62	88%
Mean	4.89			
Median	5.00			
Total Responses			70	100%

NUMERIC SCALE

A standard protocol for the clinical management of suicide risk, including informed consent, commitment to treatment agreements, safety/crisis response planning, and lethal means counseling/safe storage.

Answer Choice	0%	100%	Number of Responses	Responses Ratio
1 (Strongly Disagree)			0	0%
2			0	0%
3			1	1%
4			8	11%
5 (Strongly Agree)			61	87%
Mean	4.86			
Median	5.00			
Total Responses			70	100%

NUMERIC SCALE

Brief Cognitive Behavioral Therapy for Suicide Prevention.

Answer Choice	0%	100%	Number of Responses	Responses Ratio
1 (Strongly Disagree)			0	0%
2			0	0%
3			2	2%
4			21	30%
5 (Strongly Agree)			47	67%
Mean	4.64			
Median	5.00			
Total Responses			70	100%



NUMERIC SCALE

Clinical challenges unique to Veterans and active-duty military.

Answer Choice	0%	100%	Number of Responses	Responses Ratio
1 (Strongly Disagree)			0	0%
2			1	1%
3			1	1%
4			7	10%
5 (Strongly Agree)			61	87%
Mean	4.83			
Median	5.00			
Total Responses			70	100%



NUMERIC SCALE

The speaker's presentation was effective

Answer Choice	0%	100%	Number of Responses	Responses Ratio
1 (Strongly Disagree)			0	0%
2			0	0%
3			0	0%
4			4	5%
5 (Strongly Agree)			66	94%
Mean	4.94			
Median	5.00			
Total Responses			70	100%




NUMERIC SCALE

The speaker was responsive to participants

Answer Choice	0%	100%	Number of Responses	Responses Ratio
1 (Strongly Disagree)			0	0%
2			0	0%
3			0	0%
4			1	1%
5 (Strongly Agree)			69	98%
Mean	4.99			
Median	5.00			
Total Responses			70	100%

NUMERIC SCALE

The handouts were suitable and useful

Answer Choice	0%	100%	Number of Responses	Responses Ratio
1 (Strongly Disagree)			0	0%
2			0	0%
3			3	4%
4			13	18%
5 (Strongly Agree)			53	76%
Mean	4.72			
Median	5.00			
Total Responses			69	100%

NUMERIC SCALE

The speaker used technology effectively

Answer Choice	0%	100%	Number of Responses	Responses Ratio
1 (Strongly Disagree)			0	0%
2			0	0%
3			0	0%
4			5	7%
5 (Strongly Agree)			64	92%
Mean	4.93			
Median	5.00			
Total Responses			69	100%

NUMERIC SCALE

The speaker was knowledgeable regarding the material

Answer Choice	0%	100%	Number of Responses	Responses Ratio
1 (Strongly Disagree)			0	0%
2			0	0%
3			0	0%
4			0	0%
5 (Strongly Agree)			70	100%
Mean	5.00			
Median	5.00			
Total Responses			70	100%



NUMERIC SCALE

This program was appropriate for your level of education and experience

Answer Choice	0%	100%	Number of Responses	Responses Ratio
1 (Strongly Disagree)			0	0%
2			0	0%
3			0	0%
4			3	4%
5 (Strongly Agree)			67	95%
Mean	4.96			
Median	5.00			
Total Responses			70	100%

NUMERIC SCALE

The information the speaker presented was current

Answer Choice	0%	100%	Number of Responses	Responses Ratio
1 (Strongly Disagree)			0	0%
2			0	0%
3			0	0%
4			2	2%
5 (Strongly Agree)			66	97%
Mean	4.97			
Median	5.00			
Total Responses			68	100%

OPEN QUESTION

4) Comments regarding the speaker's quality of instruction and teaching ability:

I thought this was an excellent presentation in all respects.





Absolutely outstanding information, clearly presented.

Dr Rudd was an excellent presenter. His information was extremely useful.

56 Response(s)



NUMERIC SCALE

Before the program began, I anticipated the program would be very useful

Answer Choice	0%	100%	Number of Responses	Responses Ratio
1 (Strongly Disagree)			0	0%
2			1	1%
3			6	8%
4			22	31%
5 (Strongly Agree)			41	58%
Mean	4.47			
Median	5.00			
Total Responses			70	100%



NUMERIC SCALE

Now that the program is over, I found the program to be very useful

Answer Choice	0%	100%	Number of Responses	Responses Ratio
1 (Strongly Disagree)			0	0%
2			0	0%
3			0	0%
4			6	8%
5 (Strongly Agree)			63	91%
Mean	4.91			
Median	5.00			
Total Responses			69	100%



NUMERIC SCALE

6) How much did you learn as a result of this CE program?

Answer Choice	0%	100%	Number of Responses	Responses Ratio
1 (Very Little)			0	0%
2			0	0%
3			0	0%
4			8	11%
5 (Great Deal)			62	88%
Mean	4.89			
Median	5.00			
Total Responses			70	100%


NUMERIC SCALE

7) How useful was the content of this program for my practice or other professional development?

Answer Choice	0%	100%	Number of Responses	Responses Ratio
1 (Not Useful)			0	0%
2			0	0%
3			0	0%
4			11	15%
5 (Extremely Useful)			58	84%
Mean	4.84			
Median	5.00			
Total Responses			69	100%



MULTIPLE CHOICE

8) Did you require an accommodation for a disability? If so, please comment on the effectiveness of J&K in making any of these accomodations.

Answer Choice	0%	100%	Number of Responses	Responses Ratio
Yes			0	0%
No			68	100%
Total Responses			68	100%



NUMERIC SCALE

Registration for this program was user friendly

Answer Choice	0%	100%	Number of Responses	Responses Ratio
1 (Strongly Disagree)			0	0%
2			0	0%
3			0	0%
4			6	8%
5 (Strongly Agree)			64	91%
Mean	4.91			
Median	5.00			
Total Responses			70	100%




NUMERIC SCALE

My questions or concerns were addressed effectively

Answer Choice	0%	100%	Number of Responses	Responses Ratio
1 (Strongly Disagree)			0	0%
2			0	0%
3			1	1%
4			5	7%
5 (Strongly Agree)			61	91%
Mean	4.90			
Median	5.00			
Total Responses			67	100%




NUMERIC SCALE

My questions or concerns were addressed in a timely manner

Answer Choice	0%	100%	Number of Responses	Responses Ratio
1 (Strongly Disagree)			0	0%
2			0	0%
3			1	1%
4			3	4%
5 (Strongly Agree)			62	93%
Mean	4.92			
Median	5.00			
Total Responses			66	100%

NUMERIC SCALE

If I requested ADA accommodations, my request was met satisfactorily

Answer Choice	0%	100%	Number of Responses	Responses Ratio
1 (Strongly Disagree)			0	0%
2			0	0%
3			3	15%
4			1	5%
5 (Strongly Agree)			15	78%
Mean	4.63			
Median	5.00			
Total Responses			19	100%

NUMERIC SCALE

Course technology was user friendly

Answer Choice	0%	100%	Number of Responses	Responses Ratio
1 (Strongly Disagree)			0	0%
2			0	0%
3			0	0%
4			6	8%
5 (Strongly Agree)			64	91%
Mean	4.91			
Median	5.00			
Total Responses			70	100%

NUMERIC SCALE

The length of time it took to complete the course corresponds to the number of CE credits awarded for this course

Answer Choice	0%	100%	Number of Responses	Responses Ratio
1 (Strongly Disagree)			0	0%
2			0	0%
3			1	1%
4			2	2%
5 (Strongly Agree)			66	95%
Mean	4.94			
Median	5.00			
Total Responses			69	100%

OPEN QUESTION

Comments:

Sorry I did not complete this form. I always do it right after the seminar, but I had to travel this weekend and left right after the seminar. Then it slipped my mind. I am so sorry. I hope it will not be an issue for my continuing Ed.

I did not need ADA accommodations. Registration with J & K is always easy, quick, reliable and serviced by friendly helpful staff. Zoom links and instructions and handouts are sent in a timely manner.

I really learned a great deal today about an extremely complex subject !

15 Response(s)

CHECKBOXES

10) Have you attended other J&K Seminars/Webinars?

Answer Choice	0%	100%	Number of Responses	Responses Ratio
Yes			65	94%
No			4	5%
Total Responses			69	100%

NUMERIC SCALE

11) Now that you have attended this J&K Webinar, how likely are you to attend another J&K Webinar?

Answer Choice	0%	100%	Number of Responses	Responses Ratio
1 (Not Likely)			0	0%
2			0	0%
3			0	0%
4			5	7%
5 (Highly Likely)			65	92%
Mean	4.93			
Median	5.00			
Total Responses			70	100%

OPEN QUESTION

Comment:

Love J &K Seminars.

Thank you for allowing me to attend!

Material, instructors, timing and depth of knowledge was fantastic, will highly recommend to others in my field!

13 Response(s)

CHECKBOXES

12) How did you learn about this program?

Answer Choice	0%	100%	Number of Responses	Responses Ratio
Email from J&K			49	71%
Brochure Mailed to you by J&K			21	30%
Friend Recommended			1	1%
Facebook Post			1	1%
Internet Ad			0	0%
Searched on Internet			1	1%
Saw it on J&K Website			3	4%
Other			4	5%
Total Responses			69	100%

OPEN QUESTION

13) Additional Overall Comments, Criticisms, Compliments, and Suggestions (What can we do to improve our programs)?

I just wanted to note that the email for this survey was in my spam folder most of the week, and I just happened to check it because I had not gotten any correspondence since last Friday's webinar.

Everything went so smoothly.

Timing of question/answer section.

*Not sure if this went through twice, it brought me back to this page to start over filling it out again.

26 Response(s)

OPEN QUESTION

14) Please list other topics and speakers you would like us to offer.

Geriatric behavioral health care.







Couples work, ACT applications, PTSD, Psychopharmacology etc.

anything pediatrics

22 Response(s)

MULTIPLE CHOICE

Profession:

Answer Choice	0%	100%	Number of Responses	Responses Ratio
Psychologist			23	32%
Social Worker			21	30%
Marriage and Family Therapist			5	7%
Psychotherapist			3	4%
Counselor			16	22%
Occupational Therapist			0	0%
Nurse			0	0%
Other			2	2%
Total Responses			70	100%